

Scaled data based on original data using  
LM-79-08 Approved Method: Electrical and Photometric Measurements of Solid-  
State Lighting Products

Test Report Prepared for  
Cooper Lighting Solutions  
(formerly Eaton)

Brand: McGRAW-EDISON

Report Number: P227062

Luminaire Tested: **ISW-AF-350-LED-E1-SL4-7060**

Issue Date: 3/3/2020

**Test Information**

Test Method: LM-79-08  
Report Number: P227062  
TEST IS SCALED FROM IESNA LM-79-08 TEST DATA (P35947)  
Test Lab: INNOVATION CENTER-P3  
Issue Date: 3/3/2020  
Manufacturer: COOPER LIGHTING SOLUTIONS (FORMERLY EATON)  
Product Line: MCGRAW-EDISON  
Catalog Number: ISW-AF-350-LED-E1-SL4-7060  
Description: IMPACT ELITE LED WEDGE LUMINAIRE  
LIGHT SQUARE WITH ACCULED OPTICS-TYPE IV W/SPILL CONTROL  
Light Source: (16) 5700K CCT, 70 CRI LEDs  
Ballast/Driver: ELECTRONIC DRIVER

**Summary**

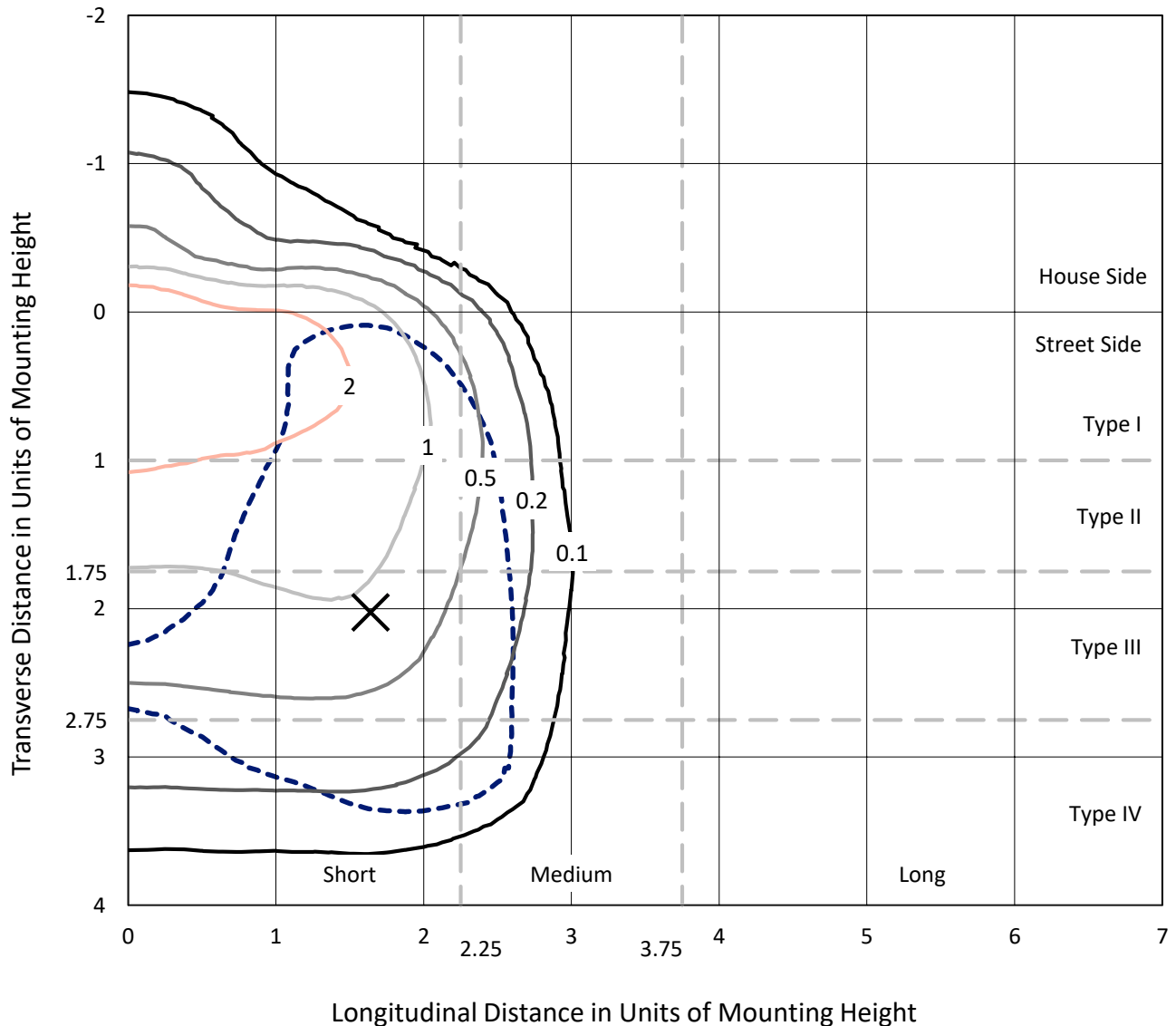
Lumens per Lamp: N/A  
Luminaire Lumens: 2234.2 lumens  
Efficiency: N/A  
Efficacy: 111.2 lumens/watt  
Luminous Opening: Rectangular (W 0.5' x L: 0.5' x H: 0')  
IES Classification: Type IV - Short - Semi-Cutoff  
BUG Rating: B0 - U1 - G1  
  
Input Watts (W): 20.09  
Input Voltage (V): 120  
Input Current (Ain): NR  
Voltage Rise (V): NR  
Power Factor: NR  
Total Harmonic Distortion (THDi): NR  
Frequency (hertz): 60  
Stabilization Time: NR  
Operation Time: NR  
Ambient Temperature (°C): NR  
Test Distance: 25 FT



REPORT NUMBER: P227062  
 CATALOG NUMBER: ISW-AF-350-LED-E1-SL4-7060

### Iso-Footcandle Lines of Horizontal Illumination

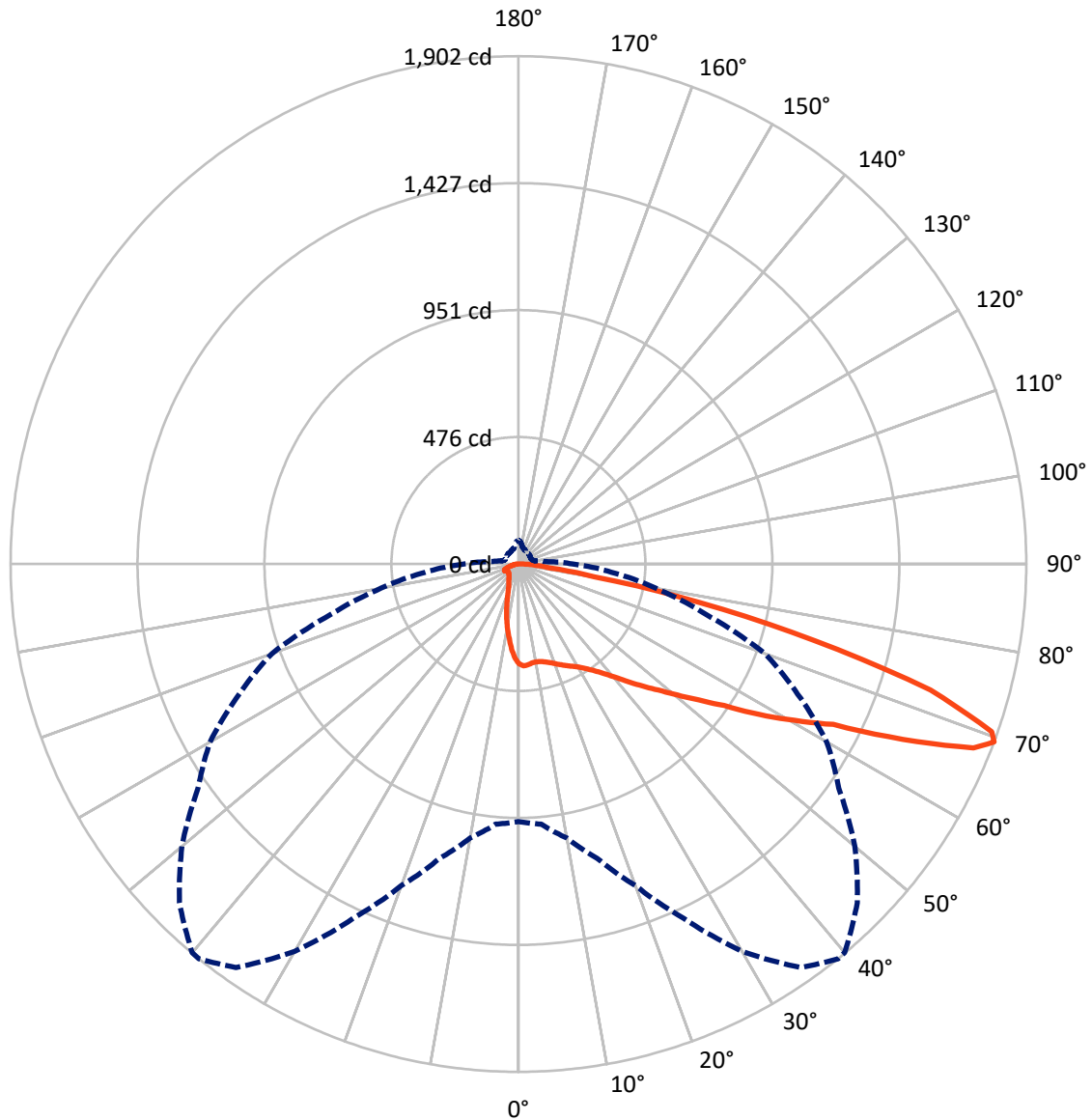
× Max cd  
 - - - 1/2 Max cd



Based on 10 foot mounting height. Maximum calculated value = 3.7 fc  
 Type IV - Short - Semi-Cutoff

REPORT NUMBER: P227062  
CATALOG NUMBER: ISW-AF-350-LED-E1-SL4-7060

### Luminous Intensity Polar Plot



— Vertical Plane Through 39-Deg Lateral      - - - Horizontal Cone Through 69-Deg Vertical

REPORT NUMBER: P227062

CATALOG NUMBER: ISW-AF-350-LED-E1-SL4-7060

**FLUX DISTRIBUTION:**

		Downward	Upward	Total
<b>House Side</b>	Lumens	282.7	0.1	282.8
	% Fixture	12.7	0.0	12.7
<b>Street Side</b>	Lumens	1950.9	0.6	1951.5
	% Fixture	87.3	0.0	87.3
<b>Total</b>	Lumens	2233.6	0.6	2234.2
	% Fixture	100.0	0.0	100.0

**Coefficient of Utilization**

**ZONAL LUMENS:**

Zone	Lumens	% Fixture
0°-10°	32.3	1.4
10°-20°	81.4	3.6
20°-30°	126.8	5.7
30°-40°	191.6	8.6
40°-50°	306.6	13.7
50°-60°	481.9	21.6
60°-70°	648.9	29.0
70°-80°	321.9	14.4
80°-90°	42.3	1.9
90°-100°	0.6	0.0
100°-110°	0.0	0.0
110°-120°	0.0	0.0
120°-130°	0.0	0.0
130°-140°	0.0	0.0
140°-150°	0.0	0.0
150°-160°	0.0	0.0
160°-170°	0.0	0.0
170°-180°	0.0	0.0
0°-90°	2233.6	100.0
0°-180°	2234.2	100.0



REPORT NUMBER: P227062

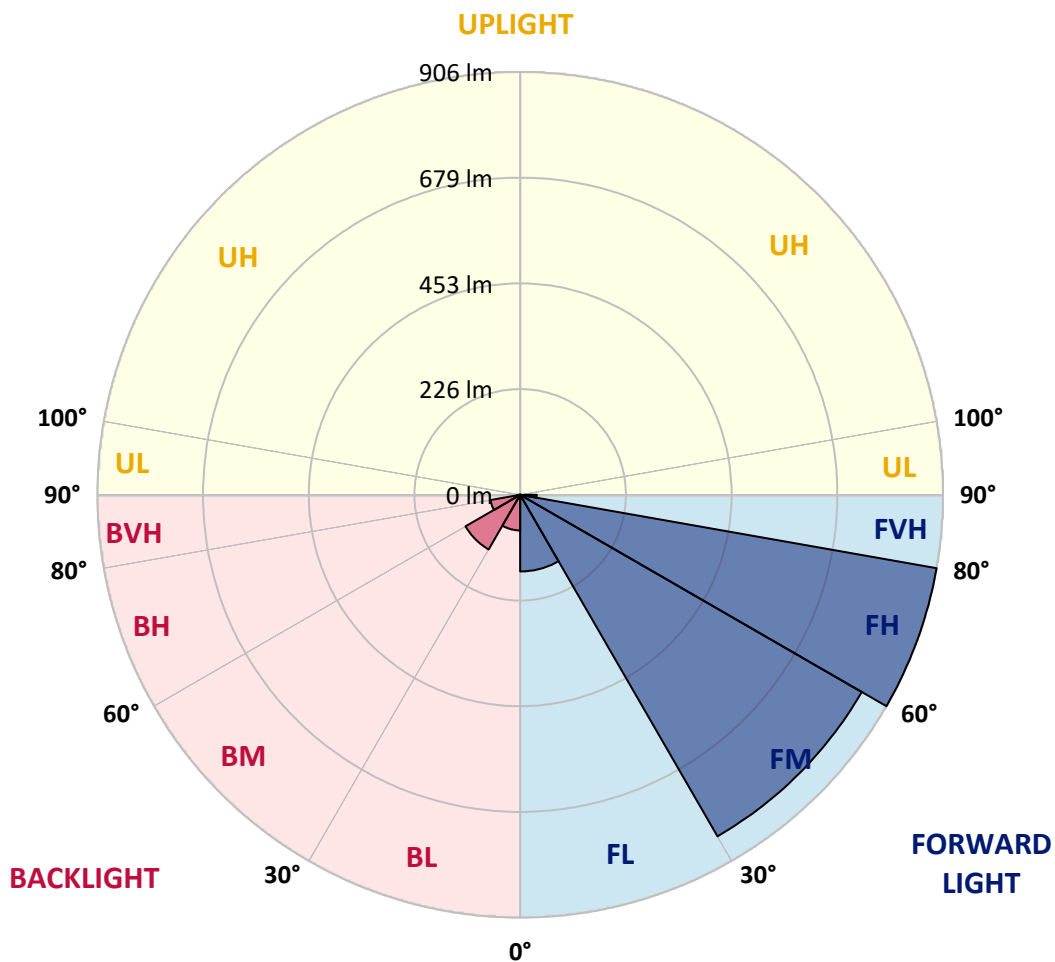
CATALOG NUMBER: ISW-AF-350-LED-E1-SL4-7060

**LUMINAIRE CLASSIFICATION SYSTEM LUMEN TABLE AND BUG RATING:**

Zone		Lumens	% Fixture	Zone Rating/Lumen Limit		
				B	U	G
FL	(0°-30°)	164.3	7.4			
FM	(30°-60°)	845.0	37.8			
FH	(60°-80°)	906.0	40.6			G1/1800
FVH	(80°-90°)	35.6	1.6			G1/100
BL	(0°-30°)	76.3	3.4	B0/110		
BM	(30°-60°)	135.1	6.0	B0/220		
BH	(60°-80°)	64.7	2.9	B0/110		G0/110
BVH	(80°-90°)	6.7	0.3			G0/10
UL	(90°-100°)	0.6	0.0		U1/10	
UH	(100°-180°)	0.1	0.0		U1/10	

**BUG Rating: B0-U1-G1**

Type IV Short





REPORT NUMBER: P227062

CATALOG NUMBER: ISW-AF-350-LED-E1-SL4-7060

**CANDELA DISTRIBUTION (FULL):**

	0°	5°	10°	15°	20°	25°	30°	35°	39°	40°	45°
0°	374.2	374.2	374.2	374.2	374.2	374.2	374.2	374.2	374.2	374.2	374.2
2.5°	383.3	383.6	383.6	384.0	382.6	382.6	382.9	381.5	382.2	381.8	380.0
5°	384.0	384.4	384.0	384.4	382.6	381.8	380.4	378.6	379.3	378.9	376.4
7.5°	382.2	382.6	381.8	382.2	380.0	378.6	376.4	374.9	373.8	373.5	370.2
10°	378.2	379.3	377.8	378.9	377.1	375.7	374.6	373.1	372.4	372.0	368.4
12.5°	372.4	373.1	373.5	374.9	374.9	375.3	375.3	374.2	374.6	374.2	371.3
15°	367.0	369.5	372.0	373.5	376.4	378.2	379.7	379.3	380.4	380.0	378.2
17.5°	367.0	369.1	373.5	378.2	383.6	386.2	388.4	388.4	388.7	388.0	385.1
20°	368.4	372.4	379.7	387.6	394.2	399.2	400.7	400.3	398.9	398.9	393.8
22.5°	380.4	382.9	390.9	399.6	408.7	413.7	414.1	413.0	410.1	409.4	403.2
25°	397.4	400.3	407.6	418.8	425.7	429.7	428.6	425.0	422.1	419.5	413.0
27.5°	423.9	426.1	433.3	440.9	444.9	446.4	442.0	436.9	433.7	432.6	423.9
30°	451.1	454.0	459.8	464.5	467.8	463.4	456.5	450.7	447.8	447.1	439.1
32.5°	484.4	484.8	488.8	489.9	490.2	483.0	473.6	468.1	467.0	465.6	459.4
35°	514.9	516.7	516.0	515.6	512.4	503.3	495.3	492.1	491.0	490.6	485.5
37.5°	542.1	545.0	543.2	539.9	535.9	528.7	520.3	516.7	520.3	518.2	519.3
40°	568.6	568.6	566.4	564.6	559.9	553.0	550.1	550.4	556.2	557.7	559.1
42.5°	591.4	591.1	588.9	587.4	586.7	585.3	583.8	590.7	601.9	604.1	607.4
45°	616.4	616.1	607.7	610.6	615.7	616.8	621.9	637.8	651.6	652.7	659.6
47.5°	640.7	637.8	629.9	632.8	647.3	654.9	663.2	685.7	704.9	708.9	728.1
50°	666.1	663.2	654.5	659.9	680.3	694.4	714.0	745.2	771.6	777.1	802.1
52.5°	692.6	692.2	685.3	693.7	718.7	747.3	778.2	813.3	845.6	852.5	889.5
55°	724.5	722.7	719.8	729.9	765.5	803.9	852.1	900.0	935.2	947.5	984.8
57.5°	760.4	759.7	760.0	781.1	823.8	882.2	941.3	1005.9	1063.9	1072.6	1107.4
60°	791.6	793.0	801.4	834.4	888.0	967.1	1050.1	1137.5	1189.0	1198.1	1232.1
62.5°	829.6	838.0	856.5	898.2	961.3	1057.0	1164.7	1257.2	1323.5	1342.0	1406.6
65°	921.0	927.6	962.0	1012.4	1092.9	1215.5	1339.1	1473.6	1583.2	1599.8	1655.3
67.5°	987.7	1004.4	1058.5	1140.8	1257.2	1413.8	1583.5	1746.3	1838.8	1846.4	1807.6
69°	964.5	978.3	1042.1	1141.5	1281.8	1464.2	1675.3	1845.3	1902.2	1900.8	1795.3
70°	929.0	941.7	1012.0	1108.5	1261.2	1458.4	1676.7	1846.0	1880.5	1867.4	1746.7
72.5°	778.2	789.4	855.4	956.2	1104.1	1300.0	1505.6	1621.2	1614.0	1603.1	1403.7
75°	485.9	485.2	542.8	601.2	716.2	914.1	1067.2	1160.0	1145.1	1136.8	901.1
77.5°	181.7	194.4	215.4	278.1	331.1	438.0	561.7	665.0	693.7	657.0	485.2
80°	94.6	101.5	115.3	137.4	158.1	180.9	217.6	279.9	289.7	270.1	195.8
82.5°	74.7	83.0	96.8	115.7	130.2	121.5	114.6	118.6	117.8	112.4	99.7
85°	56.6	66.4	88.8	108.1	128.7	108.8	86.7	75.8	67.4	67.8	72.2
87.5°	28.3	36.6	70.0	94.3	112.0	72.2	56.6	43.9	36.6	35.2	47.1
90°	8.7	8.7	14.1	18.5	25.4	12.7	12.3	9.4	6.9	6.9	10.9
92.5°	0.0	0.0	0.0	0.0	0.0	0.0	0.0	0.0	0.0	0.0	0.0
95°	0.0	0.0	0.0	0.0	0.0	0.0	0.0	0.0	0.0	0.0	0.0
97.5°	0.0	0.0	0.0	0.0	0.0	0.0	0.0	0.0	0.0	0.0	0.0
100°	0.0	0.0	0.0	0.0	0.0	0.0	0.0	0.0	0.0	0.0	0.0
102.5°	0.0	0.0	0.0	0.0	0.0	0.0	0.0	0.0	0.0	0.0	0.0
105°	0.0	0.0	0.0	0.0	0.0	0.0	0.0	0.0	0.0	0.0	0.0
107.5°	0.0	0.0	0.0	0.0	0.0	0.0	0.0	0.0	0.0	0.0	0.0



REPORT NUMBER: P227062

CATALOG NUMBER: ISW-AF-350-LED-E1-SL4-7060

**CANDELA DISTRIBUTION (continued):**

	0°	5°	10°	15°	20°	25°	30°	35°	39°	40°	45°
110°	0.0	0.0	0.0	0.0	0.0	0.0	0.0	0.0	0.0	0.0	0.0
112.5°	0.0	0.0	0.0	0.0	0.0	0.0	0.0	0.0	0.0	0.0	0.0
115°	0.0	0.0	0.0	0.0	0.0	0.0	0.0	0.0	0.0	0.0	0.0
117.5°	0.0	0.0	0.0	0.0	0.0	0.0	0.0	0.0	0.0	0.0	0.0
120°	0.0	0.0	0.0	0.0	0.0	0.0	0.0	0.0	0.0	0.0	0.0
122.5°	0.0	0.0	0.0	0.0	0.0	0.0	0.0	0.0	0.0	0.0	0.0
125°	0.0	0.0	0.0	0.0	0.0	0.0	0.0	0.0	0.0	0.0	0.0
127.5°	0.0	0.0	0.0	0.0	0.0	0.0	0.0	0.0	0.0	0.0	0.0
130°	0.0	0.0	0.0	0.0	0.0	0.0	0.0	0.0	0.0	0.0	0.0
132.5°	0.0	0.0	0.0	0.0	0.0	0.0	0.0	0.0	0.0	0.0	0.0
135°	0.0	0.0	0.0	0.0	0.0	0.0	0.0	0.0	0.0	0.0	0.0
137.5°	0.0	0.0	0.0	0.0	0.0	0.0	0.0	0.0	0.0	0.0	0.0
140°	0.0	0.0	0.0	0.0	0.0	0.0	0.0	0.0	0.0	0.0	0.0
142.5°	0.0	0.0	0.0	0.0	0.0	0.0	0.0	0.0	0.0	0.0	0.0
145°	0.0	0.0	0.0	0.0	0.0	0.0	0.0	0.0	0.0	0.0	0.0
147.5°	0.0	0.0	0.0	0.0	0.0	0.0	0.0	0.0	0.0	0.0	0.0
150°	0.0	0.0	0.0	0.0	0.0	0.0	0.0	0.0	0.0	0.0	0.0
152.5°	0.0	0.0	0.0	0.0	0.0	0.0	0.0	0.0	0.0	0.0	0.0
155°	0.0	0.0	0.0	0.0	0.0	0.0	0.0	0.0	0.0	0.0	0.0
157.5°	0.0	0.0	0.0	0.0	0.0	0.0	0.0	0.0	0.0	0.0	0.0
160°	0.0	0.0	0.0	0.0	0.0	0.0	0.0	0.0	0.0	0.0	0.0
162.5°	0.0	0.0	0.0	0.0	0.0	0.0	0.0	0.0	0.0	0.0	0.0
165°	0.0	0.0	0.0	0.0	0.0	0.0	0.0	0.0	0.0	0.0	0.0
167.5°	0.0	0.0	0.0	0.0	0.0	0.0	0.0	0.0	0.0	0.0	0.0
170°	0.0	0.0	0.0	0.0	0.0	0.0	0.0	0.0	0.0	0.0	0.0
172.5°	0.0	0.0	0.0	0.0	0.0	0.0	0.0	0.0	0.0	0.0	0.0
175°	0.0	0.0	0.0	0.0	0.0	0.0	0.0	0.0	0.0	0.0	0.0
177.5°	0.0	0.0	0.0	0.0	0.0	0.0	0.0	0.0	0.0	0.0	0.0
180°	0.0	0.0	0.0	0.0	0.0	0.0	0.0	0.0	0.0	0.0	0.0





REPORT NUMBER: P227062

CATALOG NUMBER: ISW-AF-350-LED-E1-SL4-7060

**CANDELA DISTRIBUTION (continued):**

	50°	55°	60°	65°	70°	75°	80°	85°	90°	95°	100°
0°	374.2	374.2	374.2	374.2	374.2	374.2	374.2	374.2	374.2	374.2	374.2
2.5°	378.6	378.6	377.8	377.5	376.4	374.9	373.8	372.0	370.9	369.1	367.0
5°	373.8	372.4	371.7	370.2	368.0	366.2	364.1	361.5	358.6	355.0	351.0
7.5°	367.7	365.5	363.0	362.2	359.7	357.5	355.0	351.4	347.4	340.9	335.8
10°	365.1	363.0	360.8	359.3	356.1	353.5	350.6	345.9	340.9	332.1	322.7
12.5°	367.7	365.5	363.3	360.8	357.9	355.0	351.0	345.2	338.3	327.1	315.5
15°	373.8	371.7	368.0	365.5	361.5	359.0	353.5	347.0	336.9	323.1	307.9
17.5°	380.7	377.5	374.2	370.2	366.6	363.3	357.5	349.2	336.5	320.2	300.6
20°	387.3	383.6	378.6	375.7	372.0	367.3	361.2	351.0	335.8	314.4	293.0
22.5°	394.9	390.2	384.7	381.5	378.6	374.6	367.3	354.3	335.8	311.1	284.3
25°	404.7	398.5	393.1	389.8	388.0	385.1	376.4	361.9	338.3	309.3	277.0
27.5°	416.3	408.3	403.6	401.4	401.0	398.9	390.2	372.0	344.1	309.3	270.1
30°	430.1	423.2	417.0	417.0	421.4	419.9	410.1	387.6	353.2	310.4	265.1
32.5°	449.3	442.4	438.8	442.4	447.1	448.5	437.3	409.7	368.0	315.5	260.0
35°	477.6	473.2	470.7	476.1	485.5	489.2	475.4	442.7	389.8	325.3	257.1
37.5°	514.9	511.6	508.4	517.8	535.6	542.8	522.9	480.8	421.0	341.6	255.6
40°	557.7	558.1	561.7	580.5	597.6	612.8	590.3	538.5	463.8	364.8	257.1
42.5°	608.5	612.4	624.8	650.9	683.9	695.8	674.1	608.1	517.1	392.7	260.7
45°	671.6	682.1	703.1	741.9	781.8	800.3	769.5	695.8	584.2	437.3	270.9
47.5°	738.6	761.8	797.4	844.5	890.9	902.9	864.8	775.3	649.8	476.8	286.5
50°	824.6	852.9	888.4	945.0	994.3	1001.5	951.1	848.9	707.1	511.3	301.3
52.5°	904.7	943.1	988.5	1054.1	1104.1	1095.1	1029.8	914.5	752.4	534.8	309.7
55°	1014.2	1054.1	1105.2	1162.5	1212.2	1190.4	1101.2	970.3	788.7	552.3	312.2
57.5°	1139.3	1169.8	1219.8	1278.6	1311.2	1273.8	1171.6	1024.7	823.1	552.6	292.3
60°	1262.2	1297.8	1352.9	1410.5	1428.7	1364.1	1220.5	1033.1	789.0	493.1	233.9
62.5°	1444.3	1480.2	1508.1	1517.5	1484.9	1355.1	1163.6	945.0	680.3	389.1	165.7
65°	1647.7	1607.1	1553.1	1502.3	1413.4	1216.2	1003.3	776.3	528.0	260.0	114.2
67.5°	1701.0	1577.3	1459.9	1346.7	1181.0	968.5	756.8	546.1	338.7	147.9	77.6
69°	1645.5	1464.9	1334.0	1154.5	983.4	724.9	521.4	349.9	202.3	103.0	64.9
70°	1544.0	1356.2	1178.8	986.7	761.8	553.7	346.7	229.2	132.0	75.1	58.4
72.5°	1165.1	931.5	718.0	466.3	284.3	157.7	111.0	79.4	62.7	55.1	50.0
75°	673.7	448.5	293.7	156.6	92.8	68.9	60.2	53.7	49.7	47.9	43.5
77.5°	284.3	177.7	120.4	88.1	62.4	53.3	46.4	42.8	42.4	41.3	37.3
80°	129.5	111.0	94.6	66.4	47.5	40.6	35.5	34.8	35.5	34.4	30.5
82.5°	96.1	94.6	79.0	51.1	36.3	27.2	22.1	23.2	26.1	28.3	24.7
85°	80.1	80.1	66.4	38.1	23.9	17.4	17.0	19.2	21.8	23.6	19.9
87.5°	73.6	70.7	38.1	19.6	13.8	11.2	10.5	9.4	9.4	16.3	13.8
90°	7.3	3.3	1.8	1.5	1.8	1.5	2.2	1.8	1.8	1.8	1.8
92.5°	0.0	0.0	0.0	0.0	0.0	0.0	0.0	0.0	0.0	0.0	0.0
95°	0.0	0.0	0.0	0.0	0.0	0.0	0.0	0.0	0.0	0.0	0.0
97.5°	0.0	0.0	0.0	0.0	0.0	0.0	0.0	0.0	0.0	0.0	0.0
100°	0.0	0.0	0.0	0.0	0.0	0.0	0.0	0.0	0.0	0.0	0.0
102.5°	0.0	0.0	0.0	0.0	0.0	0.0	0.0	0.0	0.0	0.0	0.0
105°	0.0	0.0	0.0	0.0	0.0	0.0	0.0	0.0	0.0	0.0	0.0
107.5°	0.0	0.0	0.0	0.0	0.0	0.0	0.0	0.0	0.0	0.0	0.0



REPORT NUMBER: P227062

CATALOG NUMBER: ISW-AF-350-LED-E1-SL4-7060

**CANDELA DISTRIBUTION (continued):**

	50°	55°	60°	65°	70°	75°	80°	85°	90°	95°	100°
110°	0.0	0.0	0.0	0.0	0.0	0.0	0.0	0.0	0.0	0.0	0.0
112.5°	0.0	0.0	0.0	0.0	0.0	0.0	0.0	0.0	0.0	0.0	0.0
115°	0.0	0.0	0.0	0.0	0.0	0.0	0.0	0.0	0.0	0.0	0.0
117.5°	0.0	0.0	0.0	0.0	0.0	0.0	0.0	0.0	0.0	0.0	0.0
120°	0.0	0.0	0.0	0.0	0.0	0.0	0.0	0.0	0.0	0.0	0.0
122.5°	0.0	0.0	0.0	0.0	0.0	0.0	0.0	0.0	0.0	0.0	0.0
125°	0.0	0.0	0.0	0.0	0.0	0.0	0.0	0.0	0.0	0.0	0.0
127.5°	0.0	0.0	0.0	0.0	0.0	0.0	0.0	0.0	0.0	0.0	0.0
130°	0.0	0.0	0.0	0.0	0.0	0.0	0.0	0.0	0.0	0.0	0.0
132.5°	0.0	0.0	0.0	0.0	0.0	0.0	0.0	0.0	0.0	0.0	0.0
135°	0.0	0.0	0.0	0.0	0.0	0.0	0.0	0.0	0.0	0.0	0.0
137.5°	0.0	0.0	0.0	0.0	0.0	0.0	0.0	0.0	0.0	0.0	0.0
140°	0.0	0.0	0.0	0.0	0.0	0.0	0.0	0.0	0.0	0.0	0.0
142.5°	0.0	0.0	0.0	0.0	0.0	0.0	0.0	0.0	0.0	0.0	0.0
145°	0.0	0.0	0.0	0.0	0.0	0.0	0.0	0.0	0.0	0.0	0.0
147.5°	0.0	0.0	0.0	0.0	0.0	0.0	0.0	0.0	0.0	0.0	0.0
150°	0.0	0.0	0.0	0.0	0.0	0.0	0.0	0.0	0.0	0.0	0.0
152.5°	0.0	0.0	0.0	0.0	0.0	0.0	0.0	0.0	0.0	0.0	0.0
155°	0.0	0.0	0.0	0.0	0.0	0.0	0.0	0.0	0.0	0.0	0.0
157.5°	0.0	0.0	0.0	0.0	0.0	0.0	0.0	0.0	0.0	0.0	0.0
160°	0.0	0.0	0.0	0.0	0.0	0.0	0.0	0.0	0.0	0.0	0.0
162.5°	0.0	0.0	0.0	0.0	0.0	0.0	0.0	0.0	0.0	0.0	0.0
165°	0.0	0.0	0.0	0.0	0.0	0.0	0.0	0.0	0.0	0.0	0.0
167.5°	0.0	0.0	0.0	0.0	0.0	0.0	0.0	0.0	0.0	0.0	0.0
170°	0.0	0.0	0.0	0.0	0.0	0.0	0.0	0.0	0.0	0.0	0.0
172.5°	0.0	0.0	0.0	0.0	0.0	0.0	0.0	0.0	0.0	0.0	0.0
175°	0.0	0.0	0.0	0.0	0.0	0.0	0.0	0.0	0.0	0.0	0.0
177.5°	0.0	0.0	0.0	0.0	0.0	0.0	0.0	0.0	0.0	0.0	0.0
180°	0.0	0.0	0.0	0.0	0.0	0.0	0.0	0.0	0.0	0.0	0.0



REPORT NUMBER: P227062

CATALOG NUMBER: ISW-AF-350-LED-E1-SL4-7060

**CANDELA DISTRIBUTION (continued):**

	105°	110°	115°	120°	125°	130°	135°	140°	145°	150°	155°
0°	374.2	374.2	374.2	374.2	374.2	374.2	374.2	374.2	374.2	374.2	374.2
2.5°	365.1	363.7	360.1	359.3	358.3	356.8	356.4	354.6	351.0	350.3	350.6
5°	348.5	342.7	338.7	335.4	332.9	326.3	323.8	320.9	315.8	314.4	312.2
7.5°	328.9	322.0	314.0	308.2	301.3	294.4	289.0	282.1	276.7	273.4	267.6
10°	313.7	304.2	293.7	282.1	273.0	262.5	255.6	247.7	239.0	231.0	225.2
12.5°	302.1	289.0	273.8	260.0	246.9	235.7	223.4	212.1	201.2	190.4	180.9
15°	292.6	276.3	257.1	239.7	223.7	207.0	193.3	177.7	163.9	154.5	142.5
17.5°	282.5	261.4	238.6	218.3	197.6	180.2	162.8	146.5	133.4	121.1	111.3
20°	270.1	244.8	220.1	196.5	173.0	153.0	135.3	119.7	107.0	97.2	89.9
22.5°	256.4	226.6	198.0	172.2	148.7	129.1	112.4	100.8	91.4	85.9	83.8
25°	242.9	208.9	176.6	148.3	124.7	108.1	96.8	87.0	82.3	80.1	80.1
27.5°	230.6	190.7	154.8	127.3	104.4	91.4	82.7	78.7	76.5	76.5	77.6
30°	219.0	172.6	134.2	106.2	88.1	78.3	73.6	72.2	72.5	74.0	75.4
32.5°	205.6	155.2	116.4	91.4	76.5	70.0	66.4	66.7	68.5	71.1	73.6
35°	191.5	136.7	100.8	80.1	68.5	63.5	61.3	61.6	64.2	67.4	70.0
37.5°	178.8	121.8	88.8	71.4	62.7	59.5	57.7	58.0	59.8	63.8	67.1
40°	166.1	109.1	79.0	66.4	59.5	56.2	55.1	54.8	56.2	59.8	63.8
42.5°	155.2	98.3	73.2	62.7	57.3	54.4	52.9	52.9	53.7	56.6	60.6
45°	148.7	91.7	69.3	60.2	55.5	52.9	51.5	50.8	51.9	53.7	57.3
47.5°	148.7	88.5	66.7	58.4	54.0	51.9	50.0	49.7	50.0	51.9	55.5
50°	153.7	89.2	66.4	57.7	53.3	50.4	48.6	48.6	49.3	51.9	54.8
52.5°	158.1	90.7	67.4	58.4	53.3	49.7	47.5	47.1	48.2	50.8	53.3
55°	157.4	90.7	68.5	59.5	54.4	50.0	47.1	46.8	47.5	50.0	52.6
57.5°	140.7	85.2	67.4	60.2	55.8	51.9	49.0	47.9	48.6	50.8	52.9
60°	113.9	75.8	64.5	60.2	58.0	55.1	52.2	51.5	51.9	54.0	56.6
62.5°	89.2	67.4	60.9	59.8	59.1	57.7	56.6	55.8	55.8	57.7	59.8
65°	72.5	60.9	58.0	58.4	59.1	58.7	58.4	58.0	58.0	59.1	61.3
67.5°	60.6	54.8	54.0	55.1	55.8	56.2	56.6	56.2	56.6	57.7	60.2
69°	55.1	51.5	50.8	51.5	52.9	53.3	54.0	53.7	54.0	55.1	57.7
70°	51.9	49.0	48.2	49.3	50.4	50.8	51.5	51.1	51.5	52.6	55.1
72.5°	45.0	41.7	40.6	41.3	42.4	42.4	43.5	43.9	43.2	43.5	45.3
75°	38.4	34.8	33.0	33.4	33.4	33.4	34.1	34.1	33.4	33.0	33.4
77.5°	32.3	28.3	26.1	26.1	26.1	25.7	24.7	25.0	25.4	25.0	25.4
80°	25.4	22.1	19.9	19.9	19.9	19.2	18.9	18.9	19.6	20.3	19.9
82.5°	19.6	16.3	15.2	14.9	14.9	14.1	14.1	14.9	14.5	14.9	15.6
85°	14.1	11.6	10.5	10.9	10.5	9.8	10.2	11.2	11.2	10.9	11.6
87.5°	8.7	7.3	6.9	7.3	6.5	5.4	5.1	5.4	6.2	5.8	6.5
90°	1.1	0.7	0.7	0.7	1.1	0.7	0.7	0.7	1.1	1.1	0.7
92.5°	0.0	0.0	0.0	0.0	0.0	0.0	0.0	0.0	0.0	0.0	0.0
95°	0.0	0.0	0.0	0.0	0.0	0.0	0.0	0.0	0.0	0.0	0.0
97.5°	0.0	0.0	0.0	0.0	0.0	0.0	0.0	0.0	0.0	0.0	0.0
100°	0.0	0.0	0.0	0.0	0.0	0.0	0.0	0.0	0.0	0.0	0.0
102.5°	0.0	0.0	0.0	0.0	0.0	0.0	0.0	0.0	0.0	0.0	0.0
105°	0.0	0.0	0.0	0.0	0.0	0.0	0.0	0.0	0.0	0.0	0.0
107.5°	0.0	0.0	0.0	0.0	0.0	0.0	0.0	0.0	0.0	0.0	0.0



REPORT NUMBER: P227062  
 CATALOG NUMBER: ISW-AF-350-LED-E1-SL4-7060

REPORT N  
 CATALOG

**CANDELA DISTRIBUTION (continued):**

**CANDELA**

	105°	110°	115°	120°	125°	130°	135°	140°	145°	150°	155°	
110°	0.0	0.0	0.0	0.0	0.0	0.0	0.0	0.0	0.0	0.0	0.0	0°
112.5°	0.0	0.0	0.0	0.0	0.0	0.0	0.0	0.0	0.0	0.0	0.0	2.5°
115°	0.0	0.0	0.0	0.0	0.0	0.0	0.0	0.0	0.0	0.0	0.0	5°
117.5°	0.0	0.0	0.0	0.0	0.0	0.0	0.0	0.0	0.0	0.0	0.0	7.5°
120°	0.0	0.0	0.0	0.0	0.0	0.0	0.0	0.0	0.0	0.0	0.0	10°
122.5°	0.0	0.0	0.0	0.0	0.0	0.0	0.0	0.0	0.0	0.0	0.0	12.5°
125°	0.0	0.0	0.0	0.0	0.0	0.0	0.0	0.0	0.0	0.0	0.0	15°
127.5°	0.0	0.0	0.0	0.0	0.0	0.0	0.0	0.0	0.0	0.0	0.0	17.5°
130°	0.0	0.0	0.0	0.0	0.0	0.0	0.0	0.0	0.0	0.0	0.0	20°
132.5°	0.0	0.0	0.0	0.0	0.0	0.0	0.0	0.0	0.0	0.0	0.0	22.5°
135°	0.0	0.0	0.0	0.0	0.0	0.0	0.0	0.0	0.0	0.0	0.0	25°
137.5°	0.0	0.0	0.0	0.0	0.0	0.0	0.0	0.0	0.0	0.0	0.0	27.5°
140°	0.0	0.0	0.0	0.0	0.0	0.0	0.0	0.0	0.0	0.0	0.0	30°
142.5°	0.0	0.0	0.0	0.0	0.0	0.0	0.0	0.0	0.0	0.0	0.0	32.5°
145°	0.0	0.0	0.0	0.0	0.0	0.0	0.0	0.0	0.0	0.0	0.0	35°
147.5°	0.0	0.0	0.0	0.0	0.0	0.0	0.0	0.0	0.0	0.0	0.0	37.5°
150°	0.0	0.0	0.0	0.0	0.0	0.0	0.0	0.0	0.0	0.0	0.0	40°
152.5°	0.0	0.0	0.0	0.0	0.0	0.0	0.0	0.0	0.0	0.0	0.0	42.5°
155°	0.0	0.0	0.0	0.0	0.0	0.0	0.0	0.0	0.0	0.0	0.0	45°
157.5°	0.0	0.0	0.0	0.0	0.0	0.0	0.0	0.0	0.0	0.0	0.0	47.5°
160°	0.0	0.0	0.0	0.0	0.0	0.0	0.0	0.0	0.0	0.0	0.0	50°
162.5°	0.0	0.0	0.0	0.0	0.0	0.0	0.0	0.0	0.0	0.0	0.0	52.5°
165°	0.0	0.0	0.0	0.0	0.0	0.0	0.0	0.0	0.0	0.0	0.0	55°
167.5°	0.0	0.0	0.0	0.0	0.0	0.0	0.0	0.0	0.0	0.0	0.0	57.5°
170°	0.0	0.0	0.0	0.0	0.0	0.0	0.0	0.0	0.0	0.0	0.0	60°
172.5°	0.0	0.0	0.0	0.0	0.0	0.0	0.0	0.0	0.0	0.0	0.0	62.5°
175°	0.0	0.0	0.0	0.0	0.0	0.0	0.0	0.0	0.0	0.0	0.0	65°
177.5°	0.0	0.0	0.0	0.0	0.0	0.0	0.0	0.0	0.0	0.0	0.0	67.5°
180°	0.0	0.0	0.0	0.0	0.0	0.0	0.0	0.0	0.0	0.0	0.0	69°
												70°
												72.5°
												75°
												77.5°
												80°
												82.5°
												85°
												87.5°
												90°
												92.5°
												95°
												97.5°
												100°
												102.5°
												105°
												107.5°

NUMBER: P227062  
 NUMBER: ISW-AF-350-LED-E1-SL4-7060

REPORT NUMBER: P  
 CATALOG NUMBER:

**DISTRIBUTION (continued):**

160°	165°	170°	175°	180°
374.2	374.2	374.2	374.2	374.2
348.1	349.2	344.5	346.7	345.2
310.0	308.2	307.9	306.8	304.6
265.4	264.0	259.6	261.1	257.8
219.4	219.0	211.0	211.4	207.4
177.0	170.4	167.2	162.4	165.0
137.1	131.6	124.7	122.9	125.5
103.3	97.9	94.6	91.7	90.7
85.6	82.3	80.5	79.4	78.7
82.7	81.9	81.6	80.9	80.5
80.9	81.6	81.6	81.6	80.9
79.0	80.5	80.9	80.5	79.8
77.2	78.3	78.3	78.0	76.9
74.7	75.8	75.8	75.4	74.7
71.8	72.5	72.9	72.9	73.2
69.6	70.3	71.1	71.8	72.9
67.1	68.2	68.5	70.0	71.4
63.8	65.3	66.0	67.1	68.5
60.6	62.4	62.7	64.2	65.6
59.1	60.6	60.6	61.6	62.7
57.3	58.0	57.7	58.4	58.7
55.5	56.2	55.8	56.6	56.9
54.0	54.8	55.5	56.2	56.6
54.8	55.8	56.2	57.3	57.7
58.0	59.5	60.9	62.4	63.5
61.3	63.1	66.4	72.9	75.4
63.1	65.6	73.2	84.5	87.8
62.0	65.3	74.3	86.3	90.3
<b>59.8</b>	<b>62.4</b>	<b>72.2</b>	<b>84.5</b>	<b>88.1</b>
56.9	59.5	69.3	82.7	85.9
46.1	47.5	58.4	71.1	73.2
33.7	34.8	43.2	48.2	47.9
26.1	27.6	30.5	30.8	30.5
20.7	21.4	22.8	22.8	23.2
16.0	16.3	17.0	16.3	16.0
12.0	11.6	11.2	10.9	10.5
6.9	6.9	5.8	5.1	4.7
0.7	1.1	1.1	0.7	0.0
0.0	0.0	0.0	0.0	0.0
0.0	0.0	0.0	0.0	0.0
0.0	0.0	0.0	0.0	0.0
0.0	0.0	0.0	0.0	0.0
0.0	0.0	0.0	0.0	0.0
0.0	0.0	0.0	0.0	0.0
0.0	0.0	0.0	0.0	0.0
0.0	0.0	0.0	0.0	0.0
0.0	0.0	0.0	0.0	0.0
0.0	0.0	0.0	0.0	0.0

**CANDELA DISTRIBUTION:**

	160°
110°	0.0
112.5°	0.0
115°	0.0
117.5°	0.0
120°	0.0
122.5°	0.0
125°	0.0
127.5°	0.0
130°	0.0
132.5°	0.0
135°	0.0
137.5°	0.0
140°	0.0
142.5°	0.0
145°	0.0
147.5°	0.0
150°	0.0
152.5°	0.0
155°	0.0
157.5°	0.0
160°	0.0
162.5°	0.0
165°	0.0
167.5°	0.0
170°	0.0
172.5°	0.0
175°	0.0
177.5°	0.0
180°	0.0



'227062  
ISW-AF-350-LED-E1-SL4-7060

**TION (continued):**

165°	170°	175°	180°
0.0	0.0	0.0	0.0
0.0	0.0	0.0	0.0
0.0	0.0	0.0	0.0
0.0	0.0	0.0	0.0
0.0	0.0	0.0	0.0
0.0	0.0	0.0	0.0
0.0	0.0	0.0	0.0
0.0	0.0	0.0	0.0
0.0	0.0	0.0	0.0
0.0	0.0	0.0	0.0
0.0	0.0	0.0	0.0
0.0	0.0	0.0	0.0
0.0	0.0	0.0	0.0
0.0	0.0	0.0	0.0
0.0	0.0	0.0	0.0
0.0	0.0	0.0	0.0
0.0	0.0	0.0	0.0
0.0	0.0	0.0	0.0
0.0	0.0	0.0	0.0
0.0	0.0	0.0	0.0
0.0	0.0	0.0	0.0
0.0	0.0	0.0	0.0
0.0	0.0	0.0	0.0
0.0	0.0	0.0	0.0
0.0	0.0	0.0	0.0
0.0	0.0	0.0	0.0
0.0	0.0	0.0	0.0
0.0	0.0	0.0	0.0
0.0	0.0	0.0	0.0
0.0	0.0	0.0	0.0
0.0	0.0	0.0	0.0
0.0	0.0	0.0	0.0
0.0	0.0	0.0	0.0
0.0	0.0	0.0	0.0

(END OF REPORT)